

Falcon Gold Equity UCITS Fund I USD

Investment Policy

The Falcon Gold Equity UCITS Fund invests worldwide mainly in stocks issued by companies engaged primarily in the extraction, processing and marketing of gold. In companies engaged in extracting, processing or marketing other precious metals respectively precious stones or non-ferrous metals, the fund may invest up to 25% of its assets. The net earnings of the investment fund are distributed in February of each year.

Facts & Figures

Inception	Aug-10-2012
Reference Currency	USD
Domicile	LU
Legal Structure	SICAV
Registered for Sale	AT, CH, DE, DK, FI, UK, IT, LU, NL, SE
Singapore Restricted Scheme	Yes
Custodian Bank	Hauck & Aufhäuser Privatbankiers AG, Niederlassung Luxemburg
Fund Management Company	Falcon Fund Management (Luxembourg) S.A.
Investment Manager	Tocqueville Asset Management L.P.
Management Fee	1.00 %
Total Expense Ratio as per Jun-30-2018	1.28 %
Subscription Fee (Max.)	0.00 %
Redemption Fee (Max.)	0.00 %
Subscription Frequency	Daily
Redemption Frequency	Daily
Tax Status	DE: Equity fund* / AT: tax transparent
Minimum Investment	1'000'000 USD
Distribution Policy	Distributive
ISIN	LU0794518190
Valor (Switzerland)	18850638
WKN (Germany)	A1J2RU
Bloomberg Ticker	FGLDIUA LX

Risk Level

1	2	3	4	5	6	7
Lower Risk						Higher Risk
Potentially Lower Reward						Potentially Higher Reward

Key Figures per Mar-31-2019

NAV per Unit	50.81 USD
Fund Size	406.20 Mio USD

Rolling Performance

Year to Date	9.29 %
1 Month	-0.47 %
3 Months	9.29 %
6 Months	17.75 %
1 Year	-1.42 %
3 Years (Annual Avg.)	0.89 %
3 Years	2.71 %
5 Years (Annual Avg.)	-3.34 %
5 Years	-15.64 %
Since Inception	-49.18 %

*This document is intended for marketing purposes.

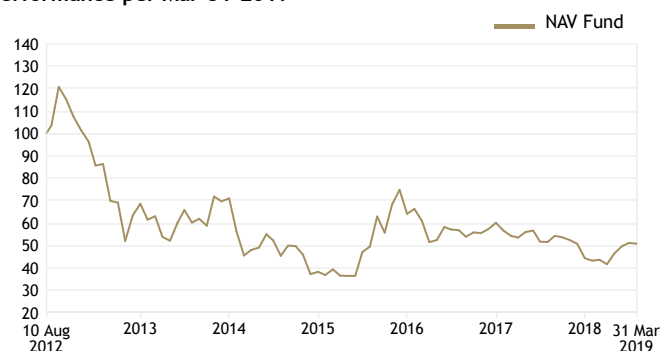
Manager's Comment

Gold finished March at the lower end of its trading range at USD 1'299 per ounce. Markets were focused on wavering consumer confidence in March, along with the U.S.-China trade negotiations. Stocks that did well included Wheaton Precious Metals, which recently resolved tax issues, and MAG Silver, which continues to impress with the mineral endowment at its Mexican joint venture property with Fresnillo. Newcrest and Newmont saw their stocks lift with a broader interest in the larger cap gold producers as investors acknowledged the consolidation and restructuring that is underway in the sector. Stocks that corrected and had the greatest drag on the Fund's monthly performance included B2Gold Corporation, Detour Gold, and Osisko Mining. No new names were added to the Fund, but positions in Fresnillo and IAMGOLD were increased, because of their attractive valuations. With the U.S. Federal Reserve now on hold regarding interest rates, and the relatively strong U.S. dollar looking challenged, we believe gold has become more appealing.



John Hathaway and Doug Groh, the managers of the Falcon Gold Equity UCITS Fund, are award winning Fund Managers. For instance, John Hathaway has received two gold Sauren medals for outstanding fund management in the category Equity Goldmines.

Performance per Mar-31-2019



Source: Morningstar

Past performance is no guarantee for future performance.

Performance data is based on the net asset value assuming the reinvestment of earnings and takes into account all costs incurred at fund level (e.g. management fees). As the costs incurred at investor level may vary greatly from case to case, it is difficult to make generally valid statements. For example, model calculations for a USD 1000.- investment with an upfront fee of 5%, would result in only USD 950.- being invested in the fund. Upfront fees are only levied once per acquisition. Additional costs may be incurred at investor level (e.g. custodian charges).

Annual Performance since Inception Aug-10-2012

2018	-16.94 %
2017	6.92 %
2016	43.86 %
2015	-25.70 %
2014	-5.92 %
Total Return since Inception	-49.18 %
Monthly Average since Inception	-0.62 %
Annual Average since Inception	-7.41 %

*Equity fund according to § 2 (6) InvStG

Performance and Risk Statistics 3 Years

Annual Volatility	30.79 %
Sharpe Ratio	0.13
Maximum Drawdown	-44.38 %
Positive vs. negative Months	16 : 20
Best Month % (Feb-29-2016)	28.87 %
Worst Month % (Jun-30-2013)	-24.79 %

Relative Performance and Risk Statistics 3 Years

Annual Tracking Error	11.22 %
Annual Information Ratio	-0.20
Jensens Alpha	-2.14 %
Beta	0.85
Correlation	0.95
RSquared	89.55 %

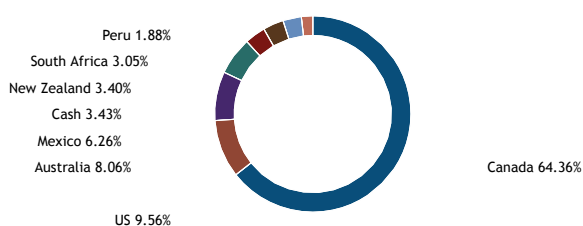
Top Holdings

Agnico Eagle Mines Ltd	5.88 %
Wheaton Precious Metals Corp	5.71 %
Royal Gold Inc	5.47 %
B2Gold Corp	4.87 %
Detour Gold Corp	4.62 %
Fresnillo PLC	4.60 %
Alamos Gold Inc	4.49 %
Torex Gold Resources Inc	4.41 %
MAG Silver Corp	4.40 %
Pan American Silver Corp	4.36 %

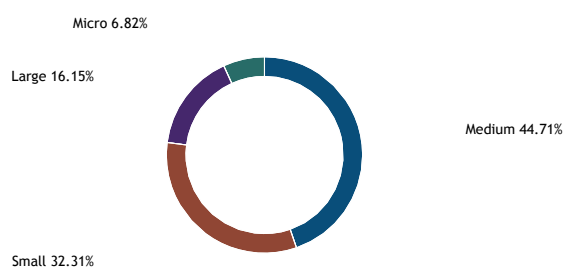
Portfolio Characteristics

Number of Positions	33
Largest Position	5.88 %

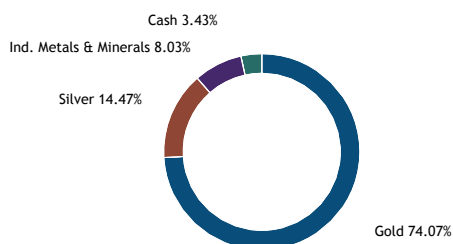
Allocation by Country



Allocation by Market Cap Segment



Allocation by Precious Metal Type



Monthly Performance

	Jan	Feb	Mar	Apr	May	Jun	Jul	Aug	Sep	Oct	Nov	Dec	Total
2019	6.99%	2.63%	-0.47%										
2018	1.05%	-8.56%	-0.35%	5.30%	-1.31%	-2.22%	-3.21%	-12.61%	-2.60%	1.11%	-4.65%	11.75%	-16.94%
2017	11.21%	-1.94%	-0.51%	-5.07%	3.39%	-0.38%	3.11%	4.94%	-5.72%	-4.24%	-1.36%	4.58%	6.92%
2016	0.14%	28.87%	5.35%	27.15%	-11.53%	22.48%	9.73%	-14.33%	3.43%	-8.16%	-15.45%	1.73%	43.86%
2015	12.27%	-5.09%	-12.95%	9.73%	-0.34%	-7.63%	-18.87%	2.58%	-3.72%	6.96%	-7.22%	-0.27%	-25.70%
2014	15.42%	9.57%	-8.52%	2.77%	-5.07%	22.24%	-2.97%	1.92%	-20.69%	-19.24%	5.49%	2.04%	-5.92%
2013		-11.00%	0.71%	-19.04%	-1.14%	-24.79%	21.99%	8.23%	-10.35%	2.32%	-14.52%	-3.25%	

*This document is intended for marketing purposes.

+ Opportunities

- Price increases due to market, sector and company specific movements
- Potential foreign exchange gains
- Low correlation to traditional asset classes

- Risks

- The prices of the invested securities are subject to market fluctuations, which in extreme cases, could result in the loss of the total capital
- The fund is subject to increased volatility due to its composition, i.e. unit prices may fluctuate significantly upwards or downwards over short time periods
- Liquidity risk: the sub-fund may invest directly or indirectly in securities, for which it may be difficult to find a buyer in the short-term despite trading under certain market conditions. Thus, the risk of a suspension of unit redemptions could increase
- Currency risk: arises if the fund invests in assets that are denominated in a currency different from the base currency of the fund. A devaluation of the foreign currency against the base currency of the fund could result in a decrease of the value of the assets denominated in the foreign currency

This document has been prepared solely for information purposes and for the use of the recipient. It is merely a brief summary of key aspects of the fund. The full details of the fund, including the major risks, can be found in the prospectus. Neither Falcon Private Bank Ltd. nor any of its employees make any warranty, expressed or implied. Opinions do not imply a recommendation by Falcon Private Bank Ltd. No responsibility is assumed for the completeness and accuracy of the information provided herein. Certain information may contain forecasts, prognosis and other future statements; they do not represent any actual result and are mainly based on theoretical assumptions, which are retroactively applied on historical financial information. This notice cannot disclose all risks (direct or indirect) or other considerations that might be material to you when entering into any transaction. For any selling restrictions, conditions, costs and involved risks, the corresponding full terms (prospectus / term sheet / or other offering documents) are exclusively relevant and constitute the only mandatory basis for the purchase. Additionally, the risk disclosure brochure "Special Risks in Securities Trading" (2008) (available on the Swiss Bankers Association's website: www.swissbanking.org/en/home/shop.htm) can be referred to. Any transaction should be considered only if you are fully aware of the risks involved and are in a position to bear any financial losses. The development of the values mentioned in this document originates in the past. Past performance is no reliable indicator or guarantee for future performance. Especially performance results referring to a period of less than twelve months (year-to-date-performance, start of investment fund within the last twelve months) do not indicate future results due to the short period of comparison. The performance shown does not take account of any commissions and costs charged when subscribing to and redeeming units. The shares of the funds mentioned herein may only be offered or sold in jurisdictions, in which such offers or sales are permitted. In particular, this document may not be distributed in the United States of America or to any US person. Use of this material is prohibited without the prior written consent of Falcon Private Bank. The information used in this document does not constitute an offer of or an invitation to any person to buy or sell any product and must not be considered as a prospectus (Art. 5 KAG, Art. 652a and/or Art. 1156 OR). The prospectus, key investor information, the collective investment agreement and the articles of association, respectively, as well as annual and semi-annual reports, and any other mandatory fund documentation can be obtained free of charge from Falcon Private Bank Ltd., Petikanstrasse 37, P.O. Box 1376, CH-8021 Zurich (also the paying agent for foreign collective investment schemes distributed in or out of Switzerland) or at www.falconprivatebank.com, as well as at the representative in Switzerland. The representative agent for foreign collective investment schemes distributed in or out of Switzerland is ACOLIN Fund Services AG, Affolternstrasse 56, 8050 Zurich. 2016 Falcon Private Bank Ltd. All rights reserved.

***This document is intended for marketing purposes.**